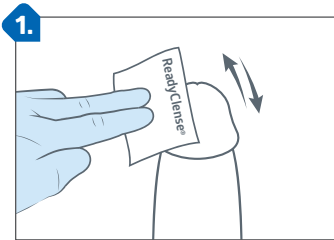


TotalFit™ external catheter

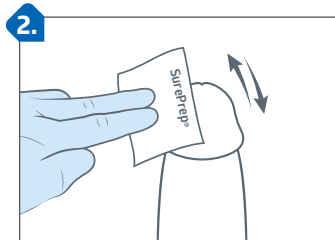
Application instructions



Clean

- **Always begin with a clean and dry penis**
- Keep foreskin back completely throughout application
- To begin, wipe the head of the penis with the ReadyClense® wipe and **allow to dry**

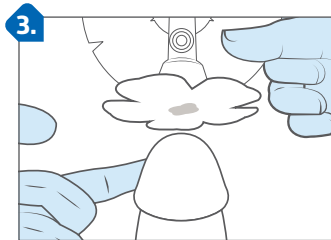
Tip for success: Retract foreskin on patients that are uncircumcised to apply



Prep skin

- Wipe the head of the penis with SurePrep® skin protectant wipe
- **Allow 15–20 seconds to dry until the skin is no longer tacky**

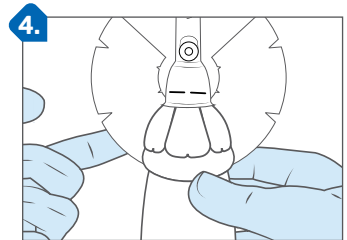
Tip for success: If SurePrep is not completely dry the product will not stick



Positioning & application

- Remove release papers around the petals
- Attach the faceplate to the tip of the penis with the **center opening directly in line with the urethra**
- Smooth down petals
- Vent needs to be facing **up**

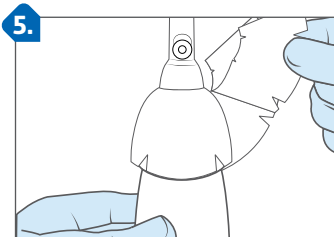
Tip for success: Line up the opening with the urethra to prevent leaking



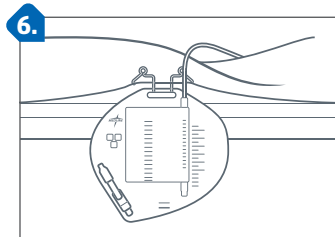
Seal

- Apply the faceplate strip around the head of the penis, flat and wrinkle free
- Press and hold for 10–15 seconds to secure the seal

Tip for success: Ensure the wings cover the gaps between the petals and wrap 1/3 of the way over the tubing to prevent any leaking



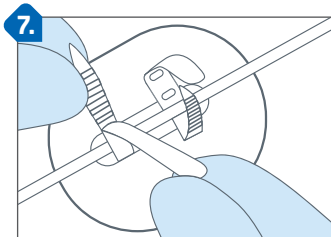
You have completed TotalFit application



Connect to leg or bedbag

- Connect to leg or bedside bag
- Be sure to hang below the bladder or bed to ensure drainage

WARNING: Do not connect to suction



Secure tubing

- For best results, use TotalSecure™ to secure bag and reduce tension



Recommended

- **Initial application on patient will last shorter than subsequent applications due to increased moisture on the anatomy**
- First wear will last an estimated 6–12 hours with subsequent applications about 24–48 hours

6–12 hours

May be left in place for 6–12 hours after first application

24–48 hours

May be left in place for 24–48 hours after second application

Removal

Remove and replace TotalFit when:

- hydrocolloid turns white color
- loose
- soiled

You can also soak petals in warm water or wrap a washcloth around the device until the hydrocolloid turns white and rolls gently away from the skin.