



# Installation Instructions



Medline locking cabinet for  
5-qt. sharps container (Item # MDS707953)




## Tools and hardware needed (mounting hardware is NOT included)

- Self-drilling dry wall anchors (Quantity: 4) – hangs up to 50 lbs.
- Screws (Quantity: 4) – size: #7 x 1-1/4" (Screws usually come with anchors)
- #2 Phillips screwdriver

When replacing existing wall mounts, existing screws and wall anchors may be used to install Medline wall mounts. For new wall mounts, the above supplies must be purchased separately (mounting hardware is not included with cabinet purchase).

The cabinets are designed to be installed using existing wall holes or any new surface. When identifying the surface, ensure the area behind the wall is clear of electrical wires and plumbing connections.



### Option 1

#### Wall mount replacement when utilizing existing hardware

The following instructions are to be used when the Medline wall mount slots (pictured above) can align with existing holes from previous wall mount.

1. Remove the screws and take down the existing wall mount but leave anchors in the wall.
2. Line up Medline cabinet to align with the slots in the back with existing holes and reinstall screws.
3. Place the Medline sharps container in the wall mounted cabinet and lock.

### Option 2

#### Wall mount replacement when creating new holes

1. Remove existing wall mount and identify a new position to mount.
2. Select a mounting position (reference separate IFU that comes with cabinet).
3. Using a level, mark a horizontal line at desired position.
4. Open door and line up marks on the wall to opening on back of cabinet, space mounting positions as far away as possible for added stability.
5. Drill holes in wall to accommodate wall anchor. Use a hammer to tap in wall anchor flush with wall surface or thread in as necessary in hardware instructions.
6. Hold the cabinet and affix with screws and washers.
7. Place container in wall mount and lock.

**Questions?** Contact your Medline Representative or call 1-800-MEDLINE (633-5463).