

# McKESSON

## Extension Feeding Sets

### WARNING

- Read all instructions carefully before use.
- Placement should be performed by or under direction of a physician.
- Not for reuse with a different patient.
- Small parts are a potential choking hazard if this device is not used as intended. Use under adult supervision.
- Do not use if package has been damaged.
- This device may connect with other non-enteral small-bore devices. This device is intended to be used with enteral devices only.
- Use the side port of the Dual ENFit connector only for liquid medication and water.

### DESCRIPTION

The McKesson Extension Feeding Set is comprised of a hollow tube with secure lock connector and ENFit ports at the ends. The ENFit port connects to the delivery source of nutrition and the secure lock connects to a gastric feeding device.

Feeding Sets are available in two lengths; 12 inch (30 cm) or 24 inch (60 cm), with two different types of secure lock connectors (Table 1) and one or two ENFit feeding ports or funnels (Table 2). Both secure lock connectors are compatible with any gastric feeding device with a connection ring as illustrated in figures 1 & 2.

**NOTE:** McKesson Extension Feeding Sets are intended to connect to ENFit and common low profile devices.

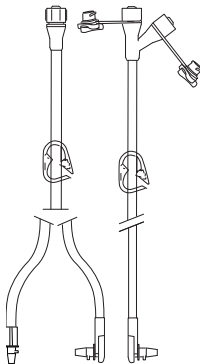


Table 1






Description	Secure Lock Connector
Right Angle	
Straight	

Table 2

Description	ENFit Feeding Port(s)
Bolus Single ENFit Port	
Continuous Dual ENFit Port	

### SYMBOL GLOSSARY

	Consult instructions for use		Keep dry		Lot information
	Consult accompanying documents		Keep away from sunlight		Do not use this product past the indicated expiration.
<b>R<sub>x</sub> ONLY</b>	Federal (USA) law restricts this device to sale by or on the order of a physician.		Not made with phthalates, plasticizers or BPA		
	Non Sterile		Not made with natural latex		

## INDICATIONS FOR USE

McKesson Extension Feeding Sets are intended for use as an extension set to other gastric feeding devices, incorporating safety connectors which may reduce the risk of accidental connection of an IV system to the enteral system, or the enteral system to the IV system.

## ATTACHMENT TO GASTRIC FEEDING DEVICE

Always be sure to thoroughly wash hands before handling feeding devices. Before attaching the feeding set it is important to verify correct placement of G-button or other gastric feeding device inside the stomach and its functionality as defined in Direction for Use of the G-button or other gastric feeding device.

1. Remove cap from G-button or other gastric feeding device to reveal the Feeding Port. [See figure 2].
2. Connect Extension Feeding Set's secure lock connector (Feeder) to G-button or other feeding device. [See figure 2].
3. Align the feeder's connecting tooth to the groove in the connecting ring. Once inside, press gently on feeder and turn half a turn, clockwise, to secure the feeder in place.

**CAUTION:** If the feeder is not properly connected and secure, leakage may occur.

4. Confirm that device is connected to an enteral port and not an IV set.
5. Flush the extension set with warm water (10mL for adults or 3-5mL for children).
6. Check for ease of flushing. After decompression or enteral feeding, flush the feeding set with 5-10mL of warm water.

## REMOVING FEEDING SET

Gently turn the feeder backwards until the connecting tooth can be released through the groove.

## CLEANING INSTRUCTIONS

1. Remove the feeding set from the patient prior to cleaning.
2. To thoroughly clean the device, fill a 60mL ENFit tip syringe with warm water.

3. Connect the syringe to the feeding set.
4. Rapidly push warm water through the device to flush.
5. If visible soil remains, repeat the previous steps until the water runs clear from the feeding set.
6. To dry the feeding set, use a clean dry 60mL ENFit tip syringe to push air through the feeding set.
7. Wipe away any residual liquid then hang the feeding set to air dry.

## DISPOSAL

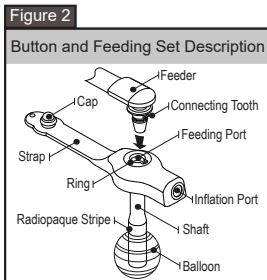
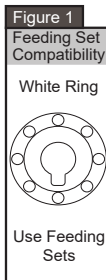
Dispose the feeding set according to unit policy for disposal of clinical waste.

## CAUTION

The feeding set is for single patient use and should be replaced every two weeks.

## PACKAGING & STORAGE

Each product is supplied in an individual pouch. Feeding Sets should be stored in the original packaging at room temperature in a dry environment. Avoid direct sunlight and heat radiation.



Distributed by McKesson Medical-Surgical Inc.  
Richmond, VA 23233  
PVN A1020 LBL-1015-3-01  
Made in Malaysia

ENFit is a registered trademark of GEDSA.