

Sprague Rappaport Stethoscopes

Maintain superior acoustic sound with proper use and care.



Instructions for use

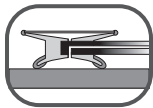
Open the chest piece

As simple as open, twist and click.

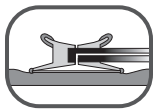
- On stethoscopes with traditional combination chestpieces, open the side of the chestpiece being used
- To do this: hold the chestpiece stem in one hand and rotate the chestpiece with the other hand until you feel a click

Change frequencies

Listen to both low and high frequency sounds



Low frequencies:
Use the bell to listen to low frequency sounds



High frequencies:
Use the diaphragm to listen to high frequency sounds

Adjust the headset



Easily find your most comfortable fit.

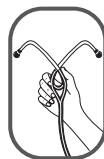
- Provides a comfortable, acoustically sealed ear fit
- Ear tubes are shaped to fit right in the ear canal

- Ear tips should point in a forward direction as you insert them into the ear canal



To reduce spring tension

- Hold each ear tube at the bend near the ear tip and gradually pull apart until fully extended



To increase spring tension

- Grasp the headset with one hand where the ear tubes enter the tubing
- Squeeze until the tubing on one ear tube touches the other. Repeat as necessary

For optimal acoustic performance

- Use soft-sealing ear tips provided with your stethoscope
- Ear tip attaches to the ear tube through a unique design
- Ear tips are pushed onto the end of the ear tube and snapped firmly into place
- To remove, pull firmly on the ear tip

General use and maintenance

Changing the head

- The stethoscope comes standard with a large diaphragm on one side and a small diaphragm on the other
- Twist off either diaphragm and twist on a replacement bell. Replacement bells include neonatal, pediatric, and adult
- To replace the plastic diaphragm, twist off the head and use the small metal tool to detach the metal retainment ring from the plastic diaphragm. Place new diaphragm in ring and reattach

Everyday care

- Keep stethoscope out of extreme heat and cold
- Clean with a non-bleach alcohol wipe or wipe down with soapy water
- Do not immerse stethoscope in any liquid

Learn more. Contact your Medline Representative or call 1-800-MEDLINE for more information.