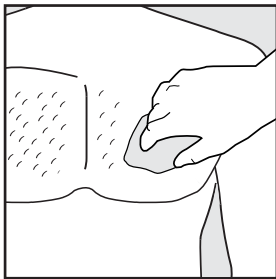


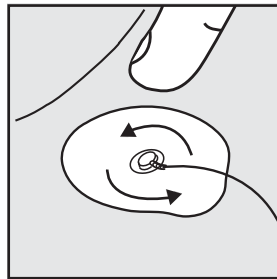
Stress/Diaphoretic Foam Electrodes

Ag/AgCl | CONDUCTIVE ADHESIVE HYDROGEL

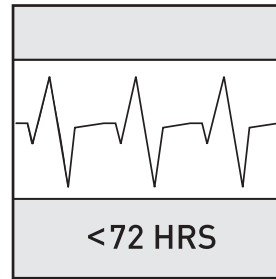
USAGE



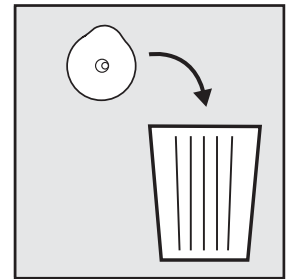
Prep



Apply



Trace



Dispose

INSTRUCTIONS FOR USE

1. Make sure your ECG device is turned off.
2. Prepare the number of electrodes to adhere on the patient's skin.
3. Prepare treatment site by cleaning skin and trimming hair if necessary.
4. Connect electrodes to the device while they are still in the liner.
5. Remove the plastic cover sheet.
6. Apply the ECG electrodes to clean, unbroken skin.
7. If skin irritation or malfunction occurs, discontinue treatment and seek professional medical advice.

CAUTION: Federal (USA) law restricts this device to sale by or on the order of a physician.

ECG electrodes should only be used by or in consultation with a health care provider familiar with their proper placement and use. ECG electrodes may damage the skin if removed carelessly. ECG electrodes should be applied only to intact clean skin (e.g., not over open wounds, lesions, infected, or inflamed areas). To properly dispose of the electrodes if they are pre-gelled electrodes and other electrodes that can not be fully cleaned between uses. This single-use product is not designed or validated to be reused. Reuse may cause a risk of cross-contamination, or cause a malfunction as a result of the product being physically damaged. The transparent plastic liner has to be disposed to trash can immediately after the separation of the electrodes in order to prevent any possible slippery damage.

INDICATIONS FOR USE: ECG electrodes are used to record the following ECGs from a patient: resting ECG, exercise ECG and/or ambulatory (Holter) monitoring. The intended patient population can be adult and pediatric, while the environment of use can be hospital (or clinic), ambulance, or daily use environment (for Holter monitoring).

PRECAUTION: These devices have not been tested for use during magnetic resonance imaging (MRI) procedures except carbon type. Do not use an electrode if the gel is dry or dislodged from the electrode. Replace if electrode no longer sticks firmly to the skin. Avoid removing and/or reapplying electrodes to the skin site frequently. During surgical procedure, place ECG electrode as far as possible from the electrosurgical site. Otherwise, burns could result at the ECG electrode site. To prevent dry out, fold over the top of ECG electrode pouch.

ADVERSE REACTIONS: There is a possibility skin irritation may occur at contact points with the electrodes.

Keep dry. Keep away from sunlight. Do not use if package is opened or damaged.
Not made with natural rubber latex.

Questions? Call 1-800-777-4908

Distributed by McKesson Medical-Surgical Inc.
Richmond, VA 23233

R_x ONLY

MFR # **87-53**