



**Skin  
Health**

# COMPRECARES<sup>®</sup> by SIGVARIS

Compression Garment  
with Transition Liner



**Your Take Home  
Application Guide**

# COMPRECARES takes the guesswork out of compression.

Achieve proper  
compression easily.

Roll back straps  
for easy application

Contoured calf  
for a superior fit

Double-stitched  
to ensure durability


Soft, conformable  
Breathe-O-Prene  
fabric

Front stretch panel  
secures garment  
in place




# Achieve proper compression with the ACCUTAB system

The ACCUTAB allows you to take off and reapply the garment based on doctor's orders, according to your schedule. The pressure levels on the ACCUTAB are easy to see and adjust.



Quickly identify the correct pressure range



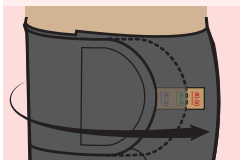
Easy to apply and adjust

# Application

1. **Liner:** Pull the liner on like a sock, without bunching or rolling it.
2. **Garment:** Pull the garment on over the liner just below your knee. The black panel should be in the front and the tag should be in the back at the top of the garment.
3. **Straps:** Pull the straps across the front of your leg. Close the straps without stretching or applying pressure. Avoid leaving any gaps between them or creating overlap. Press the hook ends of the strap lightly to the outside of the garment to secure it.
4. **ACCUTAB placement:** Place an ACCUTAB at the end of each strap. The ACCUTAB should be parallel to the strap with the words closest to the strap end. Then pull the strap to the pressure level line your doctor prescribed.

These tabs can remain in place when worn and be used as a guide when you reapply the garment.\*

\*NOTE: If your calf size changes, please redo the application steps again.



## Removal

Fold each strap back on itself to create a loop. Then slide the garment down and off the leg. Now remove the liner sock.



## Washing Instructions

- Wash liner and garment inside a mesh laundering bag, if possible
- Dry on low/no heat or air dry (air drying is recommended to extend garment life)
- **Do not** use bleach or fabric softeners
- Wash liners after every use\*\*

\*\*Garment should be removed once a day to allow the skin to breathe and for wound care. Reapply it according to steps 1-3. Refer to your doctor's instructions.



