

Scout Compact 3-Wheel Scooter

HCPCS: K0800-1, K0800



FIGURE A




FIGURE B



FIGURE C




FIGURE D




FIGURE E



FIGURE F

The Scout transportable scooter combines easy and convenient mobility with superior value. The Scout is compact, lightweight and easy to disassemble—perfect for taking wherever you want to go, either around the neighborhood or far from home. It can be disassembled quickly and easily into five easy-to-handle pieces for loading into a car, truck, or van and taking shopping or on vacation. The three-wheel version of the Scout allows for nimbly negotiating indoor obstacles. The Scout also offers great features like a quick connect battery pack and a delta-style tiller to make operating the scooter easier for those with limited strength or dexterity. This model comes with color-through panels to hide scuffs and scratches and black wheel rims.

- Quick and easy disassembly
- Interchangeable color panels hide scuffs and scratches
- Armrests are padded and adjustable
- Quick connect batteries
- Ergonomic throttle control
- Height-adjustable swivel seat with fold-down backrest
- Flat-free, non-marking tires
- Large, plastic carry basket
- Easy-to-adjust tiller
- Anti-tip wheels
- Delta tiller
- Easy freewheel operation

PRODUCTS

Description

| | |
|----------|---------------------------------------|
| SFSCOUT3 | Scout 3-Wheel Scooter, Red/Blue, 1/ea |
|----------|---------------------------------------|

SPECIFICATIONS

Description

| | |
|--------------------|--|
| Warranty | 24 Month Limited Warranty on Electronics |
| Product Weight | 85 lb |
| Product Dimensions | 42.5" (L) x 20.5" (W) x 34" (H) |
| Seat Dimensions | 16" (D) x 16.5" (W) |
| Weight Capacity | 300 lb |
| Top Speed | 4.25 mph |
| Batteries (pair) | 12V x 12AH |
| Battery Charger | 2A Offboard |
| Climbing Angle | 6° |
| Color | Red & Blue |
| Controller | Dynamic 45A |
| Ground Clearance | 2.5" |

| SPECIFICATIONS | Description |
|-----------------------|------------------------------------|
| HCPCS | K0800 |
| Maximum Range | 9 miles |
| Motor | 24V x 270W x 4700 RPM |
| Seat Type | Stadium |
| Turning Radius | 45.5" |
| Warranty on Batteries | 12 Month Warranty on Batteries |
| Warranty on Frame | Limited Lifetime Warranty on Frame |
| Wheel Size | Front: 8" x 2" Rear: 8" x 2" |
| ACCESSORIES | Description |
| SF8030 | Crutch Holder Set, SType, 1/ea, EA |