



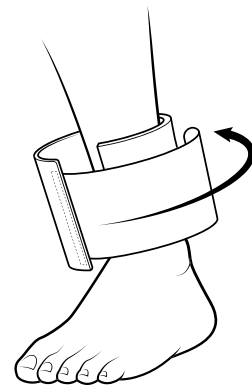
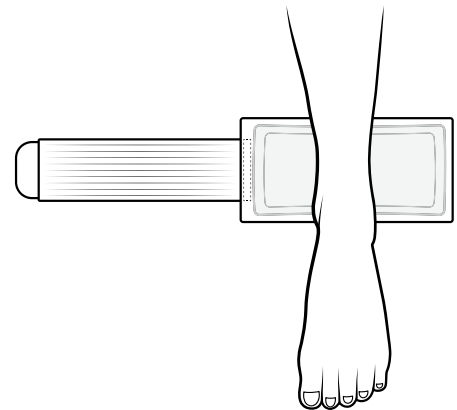
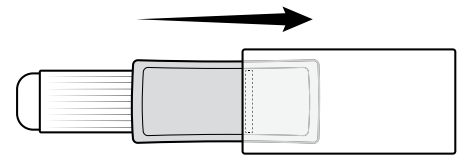
REF MDS272202KIT

# ACCU-THERM<sup>®</sup> ANKLE WRAP

## APPLICATION INSTRUCTIONS

1. Place gel pack into freezer or microwave to achieve desired level of cold or heat. Insert gel pack into the pocket of the wrap.
2. Lay out wrap on flat surface.
3. Place injured ankle over the elastic strap with heel below the gel pad.
4. Wrap and fasten the strap around the ankle.
5. Readjust strap as desired for secure comfort and even distribution of heat or cold.

**WARNING: DO NOT** Apply a frozen or heated pack directly onto the skin.



QTY: 1

[www.medline.com](http://www.medline.com)

Manufactured in China for: Medline Industries, LP,  
Three Lakes Drive, Northfield, IL 60093 USA.

1-800-MEDLINE V2 RB23YIS